

Appendix 1 – User guide to join and participate in the AGM online

Joining the AGM

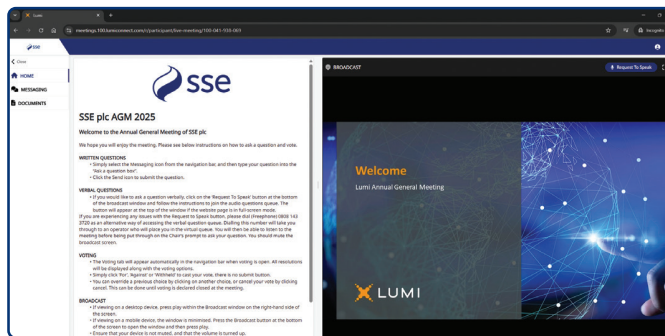
- Visit <https://meetings.lumiconnect.com/100-698-156-942> on your smartphone, tablet or computer. The website will open at 12 noon on 16 July 2026, 30 minutes before the AGM begins.
- Enter your Shareholder Reference Number (SRN) and PIN, which can be found: (i) on the Form of Proxy that accompanies the Notice of AGM for shareholders receiving hard copy documents; or (ii) on the Letter from the Chair for shareholders who receive postal notification once documentation is available online; or (iii) within the email received in relation to the Notice of AGM for shareholders who receive electronic communications.
- You can also obtain your SRN and PIN by contacting Computershare on +44 (0)345 143 4005 and verifying your identity, in line with Computershare procedures. Lines are open from 9.00am to 5.30pm Monday to Friday (excluding public holidays), calls are charged at the standard geographic rate and will vary by provider. Calls from outside the UK will be charged at the applicable international rate.

An active internet connection is required at all times to participate in the meeting. You will need the latest version of Chrome, Safari, Edge or Firefox. Please ensure your browser is compatible.

If you experience any difficulties accessing the online platform, either before or during the AGM, please contact Computershare on +44 (0)345 143 4005.

Navigating the online platform

Home page and broadcast

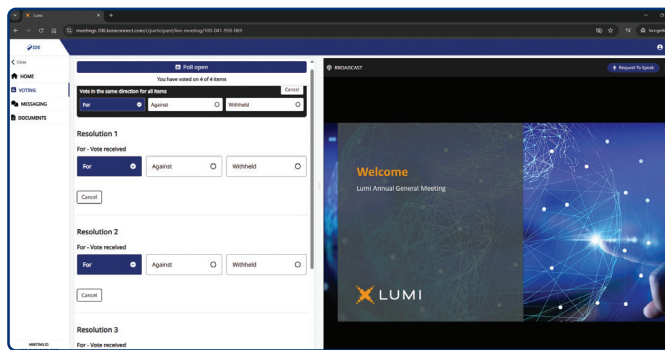


Once you're logged in, the instructions for using the platform will be on the Home page.

The live broadcast of the proceedings will be available on the right-hand side of your device.

Once the meeting has started, tap Play on the broadcast, ensure that your device is unmuted and the volume is turned up.

Voting



Once the Chair has opened voting, the Voting tab will appear in the navigation bar. All resolutions will be displayed along with the voting options.

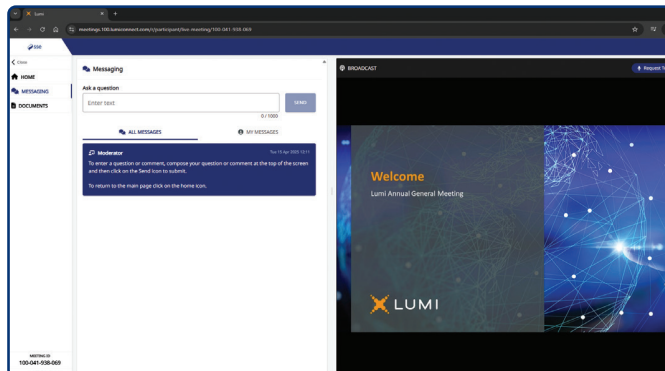
Simply tap For, Against or Withheld to cast your vote. There is no submit button.

You may change your vote as many times as you wish until the Chair declares voting closed. To withdraw your vote and have no selection recorded, tap Cancel.

To cast all your votes in the same way, use the Vote All button at the top of the screen.

You may also split your vote by tapping the Split Vote button.

Questions (written)

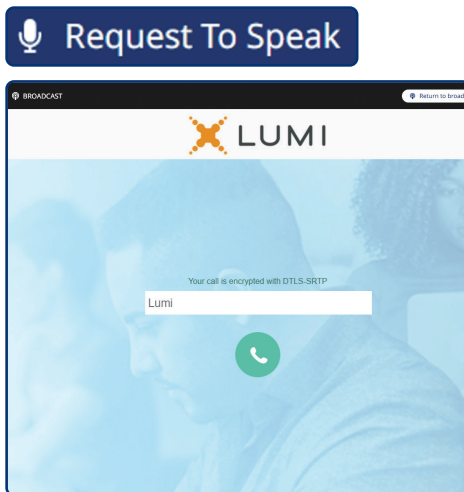


Written questions can be submitted by selecting the Messaging icon from the navigation bar and typing your question into the Ask a Question box. Tap the Send button to submit the question.

Copies of questions you have submitted can be viewed by selecting My Messages.



Questions (verbal)

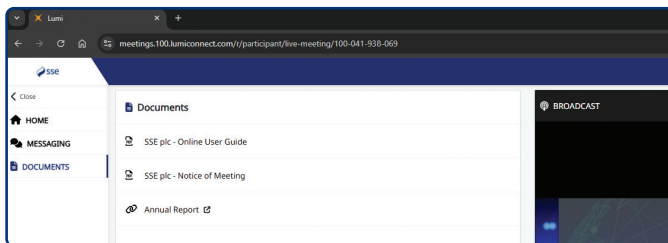


If you'd like to ask your question verbally, tap the Request to Speak button at the top of the broadcast window.

Follow the on-screen instructions to join the queue.



Documents



Meeting documentation can be found within the Documents tab in the navigation bar.

Documents can be read within the platform or downloaded to your device in pdf format.

Icon descriptions



Home tab

Displays meeting instructions.



Voting tab

View and vote on the resolutions. Only visible once the Chair opens voting.



Messaging tab

Submit written questions. To ask a question verbally, tap Request to Speak.



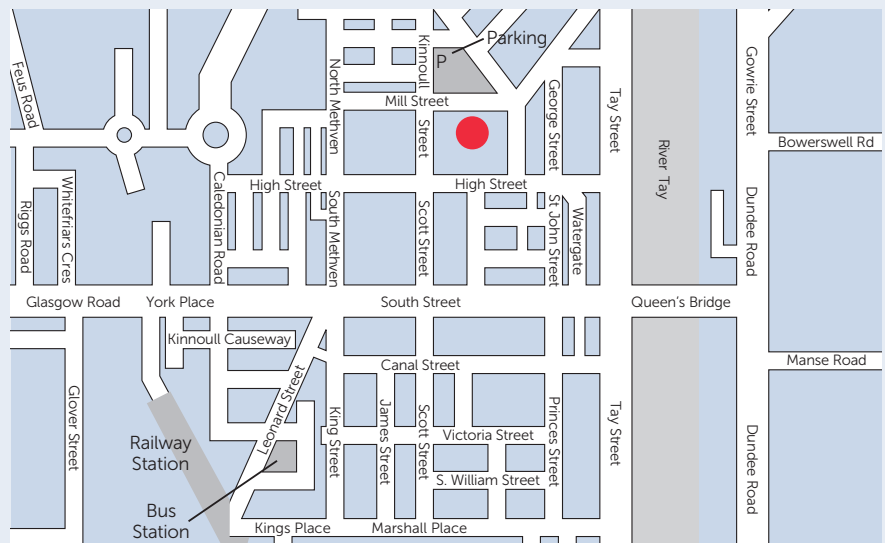
Documents tab

View documents relating to the meeting.

Appendix 2 – AGM Location Map

The AGM will take place at the **Perth Concert Hall, Mill Street, Perth PH1 5HZ**, situated close to the River Tay and within walking distance of Perth railway and bus stations.

Further information on how to reach the venue, including details of car parking, Park+Ride facilities and bus and train connections, is available at www.perththeatrandconcerthall.com/your-visit



Location map key:  Perth Concert Hall